



Première partie

Noms des cordes

Manière de tenir la guitare

Position de la main gauche

Position de la main droite

Du doigter en général

Du pincer

Manière facile d'accorder la guitare

Des positions

Des accordes


Du barré

Explication des signes contenus dans cet ouvrage

Gamme naturelle

Exercices

1 **Exercice**



2 **Exercice**



3 **Exercice**




4 **Exercise**



Gamme avec les dièzes et les bémols

Exercice pour apprendre à lire les notes avec les dièzes

5 **Exercise**



Exercice pour apprendre à lire les notes avec les bémols

6 **Exercise**



Gammes, Exercices et Morceaux

1 **Gamme en ut majeur**



2 **Exercise**



3 Valsé



4 Allegretto



5 Allegretto



6 Valsé



7 Valsé



8 Gamme en sol majeur



9 **Exercise**



10 **Valsé**



11 **Valsé**



12 **Valsé**



13 **Valsé**



14 **Gamme en re majeur**



15 **Exercise**



16 **Allemande**




17 **Valsé**



18 **Allegretto**



19 **Valsé**



20 **Gamme en la majeur**



21 **Exercise**



22 **Valsé**




23 **Valsé**



24 **Allemande**



25 **Allemande**



26 **Gamme en mi majeur**



27 **Exercice**



28 **Allegretto**



29 **Allegretto**



30 **Allegretto**



31 **Gamme en fa majeur**



32 **Exercice**



33 **Valsé**




34 **Gamme en re mineur**



35 **Exercice**



36 **Valsé**



37 **Gamme en la mineur**



38 **Exercice**



39 **Rondò**



40 **Gamme en mi mineur**



41 **Exercice**



42 **Valsé**



Pour s'exercer à pincer deux notes à la fois

1 **Allegretto**



2 Valsé



Seconde partie


Exercices et Etudes

En ut majeur

1 Exercice



2 Allemande



3 Allemande



4 Contredanse



En la majeur

5 **Exercice**



6 **Allemande**



7 **Valsé**



En re majeur

8 **Exercice**



9 **Allegretto**

10 Valsé



11 Allegretto



En sol majeur

12 Exercice



13 Valsé




En mi majeur

14 Exercice



15 Valsé



En fa majeur

16 **Exercice**



17 **Allegretto**



18 **Valsé**




En re mineur

19 **Exercice**




20 **Valsé**



En la mineur

21 **Exercice**




22 **Valsé**



En mi mineur

23 **Exercice**



24 **Valsé**



Du coulé descendant

Troisième partie

Des coulés

Du coulé montant

Du coulé dit d'écho

Du glissé

Du port-de-voix ou note d'agrément

Exercices sur les coulés

1 Valsé



2 Valsé



3 Valsé



4 Contredanse



5 Valsé



6 Contredanse



7 Valsé



8 Valsé



9 Valsé




10 Rondo



Exercice sur le Port-de-voix

1 Contredanse



Quatrième partie


Dix-huit petits Duos progressifs

• für 2 Gitarren

1 Allegretto



2 Valse



3 Valse



4 []

[Git. 1]



Musical notation for guitar piece 5, Allegretto, 3/8 time signature. The piece consists of five measures of music in treble clef with a key signature of one sharp (F#).

5 **Allegretto**

[Git. 1]



Musical notation for guitar piece 6, Valse, 2/4 time signature. The piece consists of five measures of music in treble clef with a key signature of one sharp (F#).

6 **Valse**


[Git. 1]



Musical notation for guitar piece 7, Valse, 3/8 time signature. The piece consists of five measures of music in treble clef with a key signature of one sharp (F#).

7 **Valse**

[Git. 1]



Musical notation for guitar piece 8, Valse, 3/8 time signature. The piece consists of five measures of music in treble clef with a key signature of one sharp (F#).

8 **Valse**

[Git. 1]



Musical notation for guitar piece 9, Rondo, 3/8 time signature. The piece consists of five measures of music in treble clef with a key signature of one sharp (F#).

9 **Rondo**

[Git. 1]



Musical notation for guitar piece 9, Rondo, 3/8 time signature. The piece consists of five measures of music in treble clef with a key signature of one sharp (F#).

10

Valse

[Git. 1]



Musical notation for Valse 10, featuring a treble clef, a key signature of one flat (B-flat), and a 3/8 time signature. The piece begins with a guitar-specific symbol (a stylized 'G' with a slash) and a '8' below the staff. The melody consists of eighth and sixteenth notes, with some slurs and accents.

11

Valse

[Git. 1]




Musical notation for Valse 11, featuring a treble clef, a key signature of one flat (B-flat), and a 3/8 time signature. The piece begins with a guitar-specific symbol (a stylized 'G' with a slash) and a '8' below the staff. The melody consists of eighth and sixteenth notes, with some slurs and accents.

12

Valse

[Git. 1]



Musical notation for Valse 12, featuring a treble clef, a key signature of one flat (B-flat), and a 3/8 time signature. The piece begins with a guitar-specific symbol (a stylized 'G' with a slash) and a '8' below the staff. The melody consists of eighth and sixteenth notes, with some slurs and accents.

13

Valse

[Git. 1]



Musical notation for Valse 13, featuring a treble clef, a key signature of one sharp (F-sharp), and a 3/8 time signature. The piece begins with a guitar-specific symbol (a stylized 'G' with a slash) and a '8' below the staff. The melody consists of eighth and sixteenth notes, with some slurs and accents.

14

Valse

[Git. 1]



Musical notation for Valse 14, featuring a treble clef, a key signature of one flat (B-flat), and a 3/8 time signature. The piece begins with a guitar-specific symbol (a stylized 'G' with a slash) and a '8' below the staff. The melody consists of eighth and sixteenth notes, with some slurs and accents.

15

Allegretto

[Git. 1]

8

16 **Valse**

[Git. 1]

8 *p*

17 **Rondo**

[Git. 1]

8

18 **Rondo**

[Git. 1]

8 *All[egre]tto*

Cinquième partie

Exercices sur les accordes entiers

En sol majeur / à la 3e. Position

1 **Prélude**

8

2 **Allegretto**



3 **Valse**



En la majeur / à la 5e. Position

4 **Prélude**



5 **Allegretto**



6 **Valse**



En ut majeur / à la 5e. Position

7 **Prélude**



8 **Allegretto**



9 **Valse**




En re majeur / à la 10e. Position

10 **Prélude**




En re majeur / aux 7e. et 9e. Positions

11 **Prélude**



En re majeur / à la 5e. Position

12 **Prélude**



En sol mineur / à la 3e. Position

13 **Prélude**



En la mineur / à la 5e. Position

14 **Prélude**



En si mineur / à la 7e. Position

15 **Prélude**



En ut mineur / à la 8e. Position

16 **Prélude**



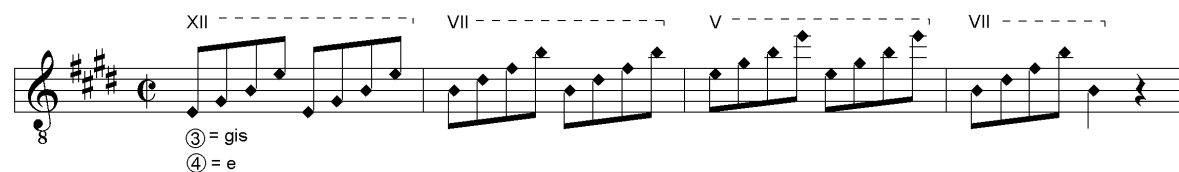
En re mineur / à la 5e. Position

17 **Prélude**



Des sons harmoniques

18 **[]**



19 **Allegretto**



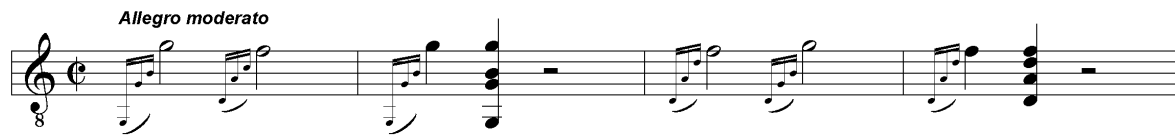
Sixième et dernière partie

Quatre grands Exercices

1 **Exercice**



2 **Exercice**



3 **Exercise**



4 **Exercise**



V 1) Paris: S. Richault Pl.-Nr. 1100 R. [ca. 1825] (Titel: Méthode complete)

2) Paris: S. Richault Pl.-Nr. 1100 R. [?] (Titel: Méthode pour la Guitare)

3) Paris: Chez Richault & C.^{ie} Editeurs [nach 1877]

4) Paris: S. Richault (Spanische Ausgabe)

BIBL Columbus: Matanya Ophée Collection (3) / Genève: Privatsammlung Johann Gaitzsch (2) / London: Privatsammlung Robert Spencer (2, 4) / London: The British Library (2) /

München: Bayerische Staatsbibliothek (2) / Nynäshamn: Privatsammlung Kenneth Sparr (2) / Paris: Bibliothèque nationale de France (1, 2)